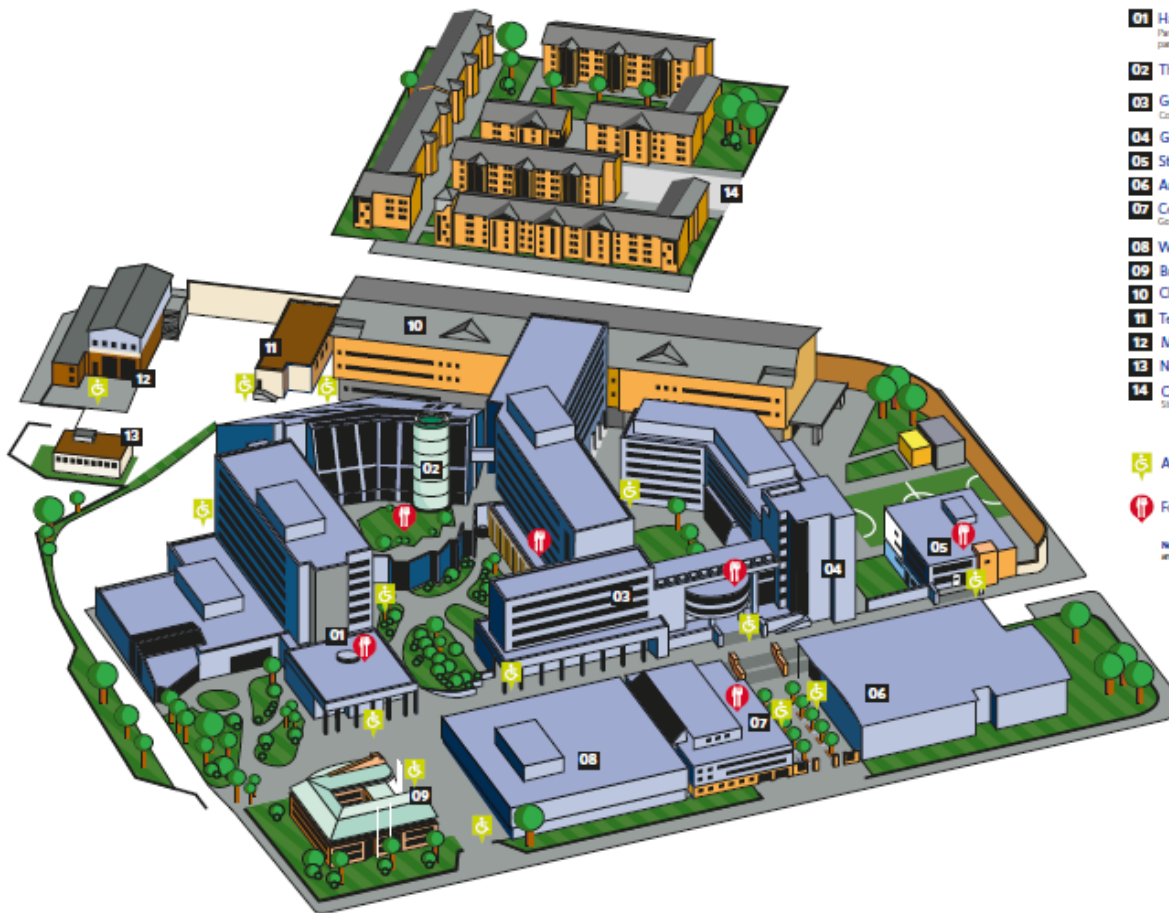


Useful Information for attending an event at GCU

We look forward to welcoming you to Glasgow Caledonian University. Please find information within this document to help you plan and prepare for your day. It includes:

- The GCU campus map
- Car parking instructions for organisers and attendees
- W-Fi information

Campus map



Campus Key

- 01** Hamish Wood Building (Rooms W)
Partially under construction until Spring 2016 as part of an exciting £30m campus development project
- 02** The Sir Alex Ferguson Library
- 03** George Moore Building (Rooms M)
Contains the University Restaurant, 'Study Club' area and Campus Life desk
- 04** Govan Mbeki Building (Rooms A)
- 05** Students' Association
- 06** Arc Health and Wellbeing Facility
- 07** Centre for Executive Education (Rooms CEE)
Go here to register and get your student card in September
- 08** William Harley Building (Rooms H)
- 09** Britannia Building (Rooms B)
- 10** Charles Oakley Laboratories (Rooms C)
- 11** Teaching Block
- 12** Milton Street Building (Rooms MS)
- 13** Nursery
- 14** Caledonian Court
Student Accommodation

Access (lifts, ramps and automatic doors)

Food and drink

Note: All buildings are wheelchair accessible. The location of access points are subject to 'Year of the Campus' construction work.

Car Parking Instructions for Conference and Event Organisers and Attendees

Conference and Events at Glasgow Caledonian University has negotiated a rate of £8.00 per day for car parking at Concert Square and Cambridge street car parks and £7.00 per day at Dundasvale car park to make the day of your event more comfortable for you and your event delegates.

The university is easily accessible from Junction 16 (Westbound) or Junctions 15 & 17 (Eastbound) of the M8 motorway. Although no parking is available on campus, there is ample space available at the nearby Cambridge street and Dundasvale car parks.

1. Upon your arrival at the car park you will be issued with a ticket
2. Take this ticket and bring it along to the event at GCU as this is where the ticket will need to be scanned
3. The machine where your ticket can be validated is located in the Security office which is located in the William Harley building - number **8 on the campus map**.
4. After your parking ticket has been scanned and your event has finished take the ticket back to the car park where the ticket will be validated and you will be charged £8.00/£7.00 for the day.

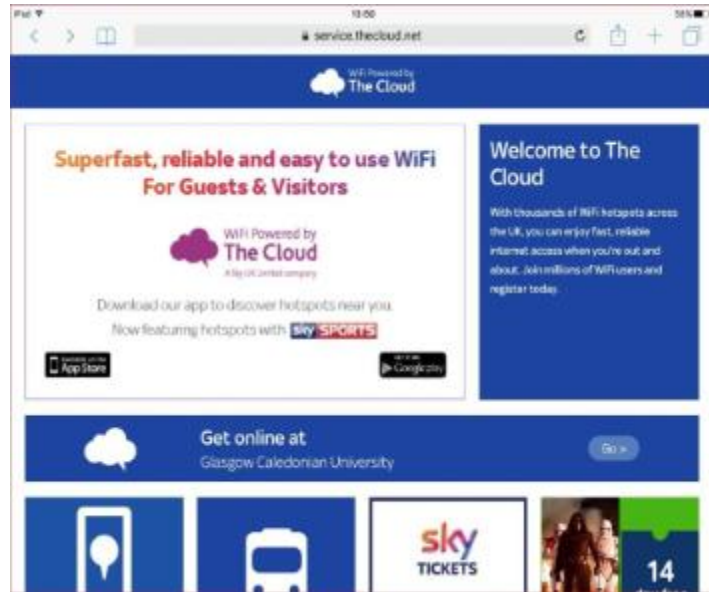
Open W-Fi Instructions

Open Wi-Fi access is available to GCU visitors throughout the GCU main campus. GCU visitors can connect to the internet via **WiFi Guest** by registering their personal devices.

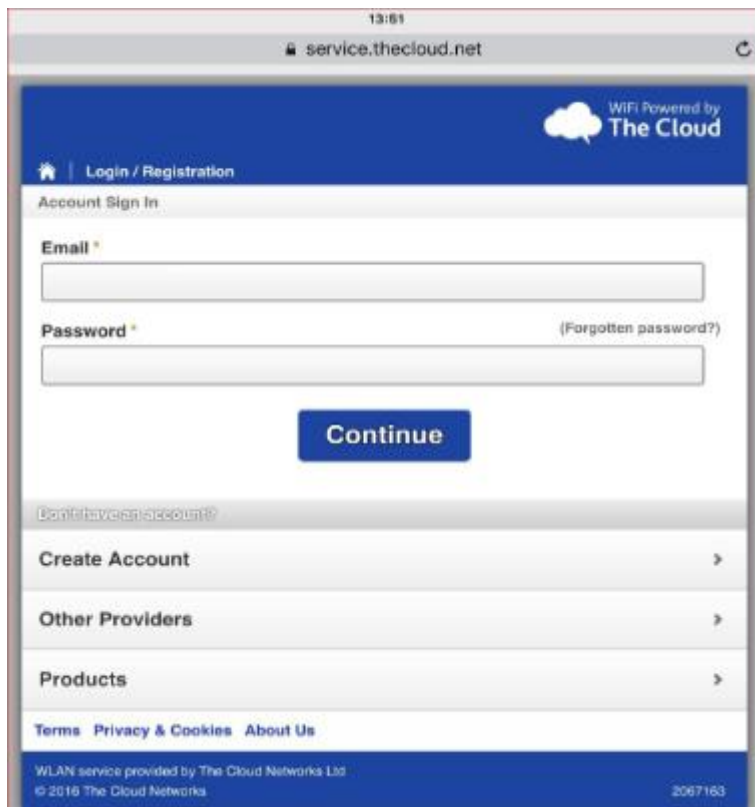
GCU staff, students and delegates from other academic institutions should be able to connect to the Internet via **Eduroam**, as our main Wi-Fi network, by using their institution log in details.

To connect to the guest wireless from your Wi-Fi device, please do as follows:

1. Select **WiFi Guest** from the Wi-Fi network list.
2. Open your preferred web browser and select **Get Online** at Glasgow Caledonian University.



3. If you are already registered with Cloud Wi-Fi, you may use your previous credentials to access the service, otherwise select the **Create Account** option.



4. Enter all the required information and select **Continue**.

The screenshot shows a web form titled "Create Account" with a sub-header "Sign Up for Wi-Fi Access". The form contains the following fields and options:

- Name ***: A text input field.
- Surname ***: A text input field.
- House name or number ***: A text input field.
- Postcode ***: A text input field.
- Mobile number ***: A text input field.
- Date of Birth ***: Three separate input boxes for day, month, and year.
- Gender**: Two radio button options: Female and Male.
- Email ***: A text input field.

5. Name the device so you can manage it later, or skip this step.

6. You are **now connected to WiFi Guest** network and you can browse the Internet.

Please note: Visitors can only register two devices per email account. Existing users can connect directly by logging in with a previous account created in another establishment.