

# Shared Autonomous Vehicles and their contribution to improve rural public transport

**Sebastian Imhof**

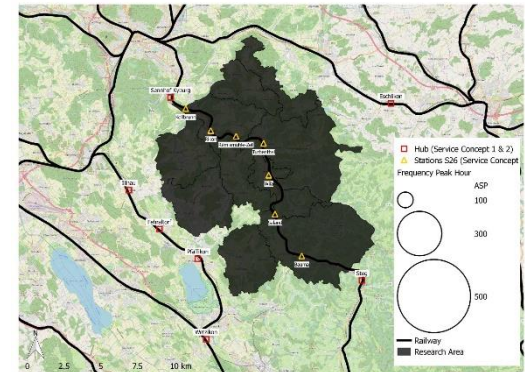
Competence Centre Mobility  
Lucerne University of  
Applied Sciences and Arts  
Research Associate

&

Economic Geography  
University of Bern  
PhD Candidate

T direct +41 41 228 99 93  
sebastian.imhof@hslu.ch

London 15 November 2018



## Research Inspiration

*"Autonomous vehicles substantially change the accessibility landscape for Switzerland. ... The strongest positive impact on accessibility is observed for well-connected exurban and rural municipalities."* (Meyer et al. 2018)

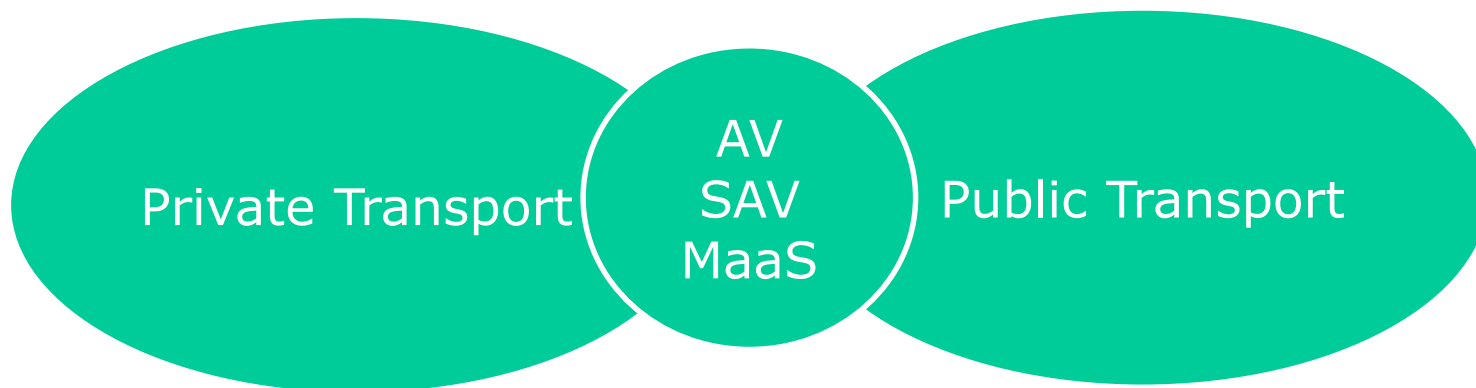
- Public transport in urban areas will not lose its relevance upon market entry of shared autonomous vehicles (SAV) due to (space) efficiency (Buehler 2018)
- Public transport in rural areas is highly subsidized and under pressure to operate efficiently

## Research Questions

- What are economic and spatial consequences of SAVs on public rural transport?
- Is there still an eligibility for big, line bound public transport in times of SAVs in rural areas?
- How does a sustainable, successful SAV service concept have to be designed to improve rural transport networks?

## Relevance of the research

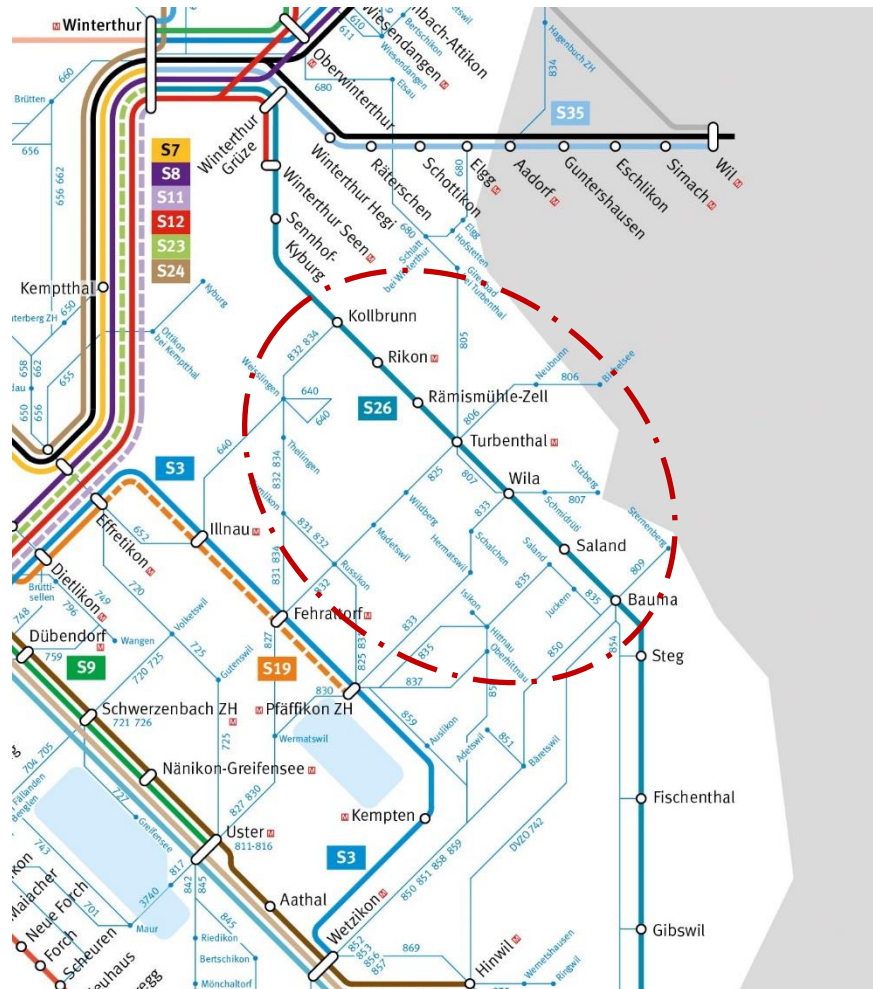
- Public transport as an important part of public service in Switzerland
- Swiss law ensures accessibility of settlements with more than 100 inhabitants by public transport
- Research on SAV service concepts concentrates on urban areas and on privately owned autonomous cars
  - Less concentration of complementing existing public transport
- Market entry of SAVs → change of balance public and private transport



## Methods

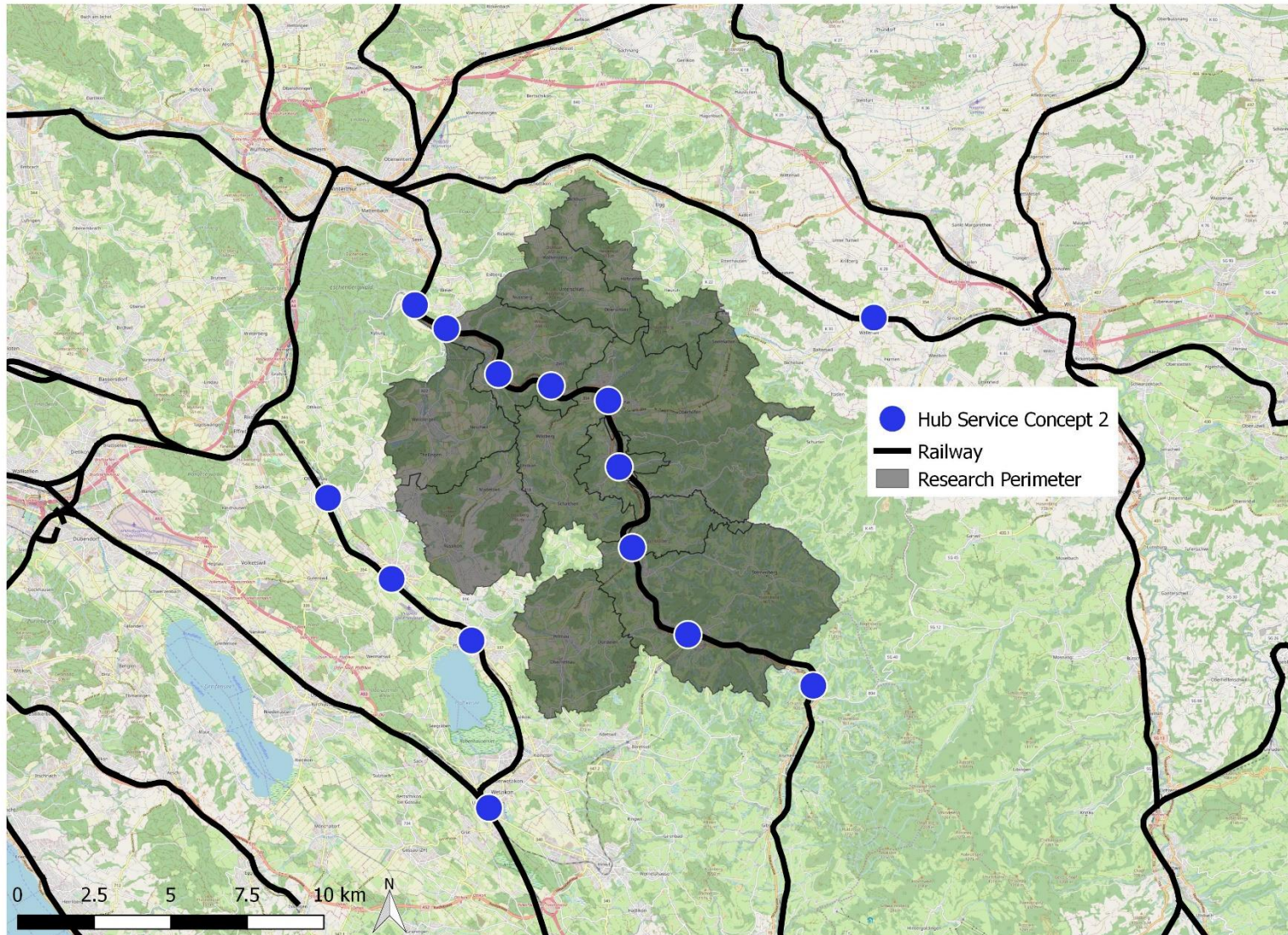
- Step 1: Development of two service concepts with matching hub concept

# Case study approach: Service Concept 0





## Case study approach: Service Concept 1 & 2



## Methods

- Step 1: Development of two service concepts with matching hub concept
- Step 2: Assessment of demand, costs and revenues
  - Public transport demand (2013) for average weekday (average and peak-hour)
  - Apportionment of demand using origin-destination trips (overall traffic model)
  - Assignment of outbound trips to a hub (local traffic: direct SAV-trips)
  - Change of demand based on elasticities (frequency, travel time, changes)
  - Costs and revenues based on current economic situation
  - Costs for autonomous vehicles; degree of utilization of SAV: 2,5 persons per vehicle (Bösch et al. 2016; Bösch et al. 2018)
  - Assumption of stable prices for public transport
- Step 3: Consequences on commuter railway and long-distance traffic
- Step 4: SWOT analysis of the concepts



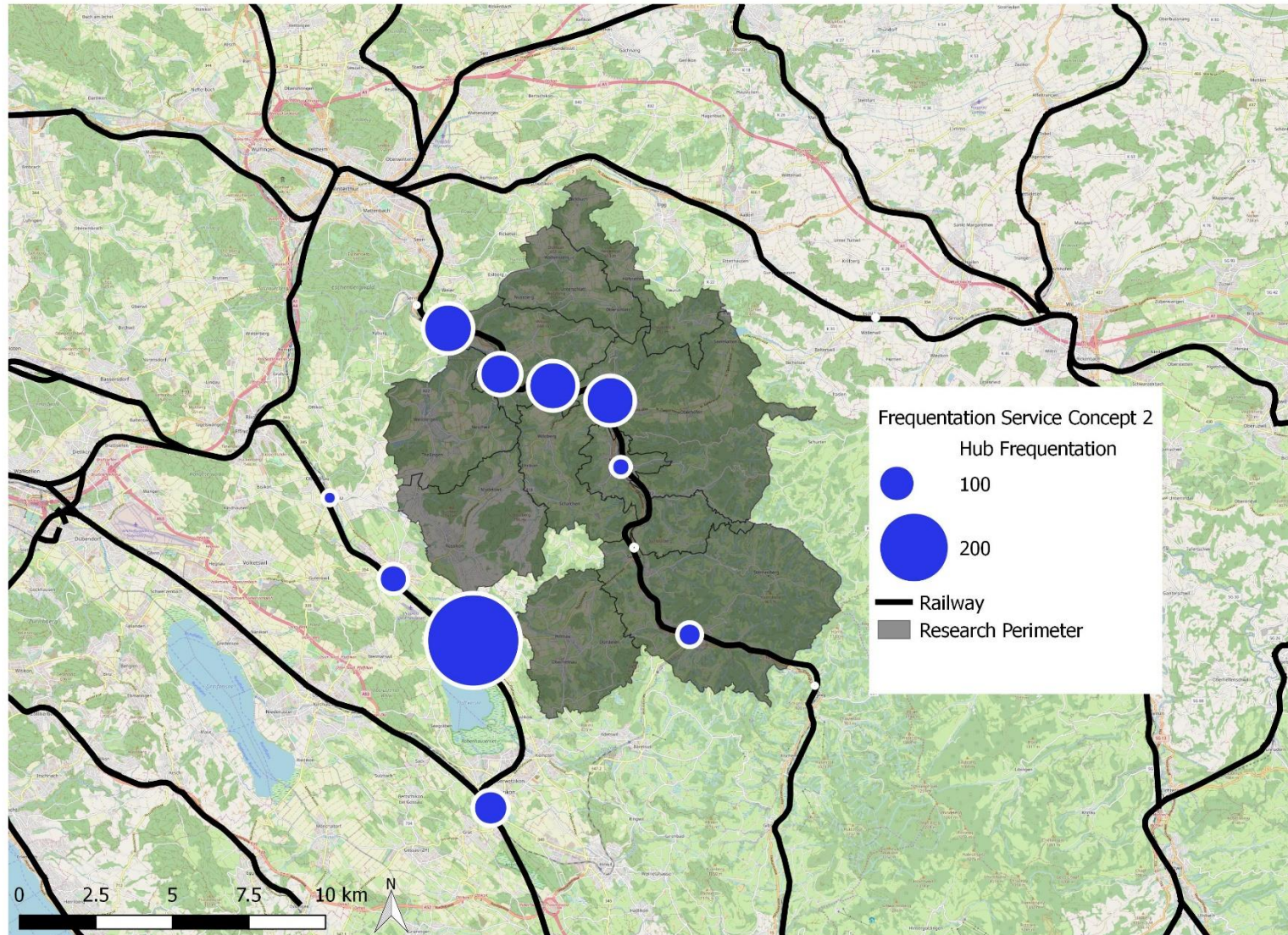
## **Cost reduction due to automatisisation**

- Commuter railway: 5-15% of operating costs (expert's opinion)
- Bus/Taxi (→SAV): 50% of operating costs (Spieser et al. 2014)

## Findings: Selected KPIs

Economic	Service Concept	0 Bus & railway	1 SAV	2 SAV & railway
	Cost-efficiency	51%	111%	108%
	Daily demand public transp.	8'817	11'678 +32.46%	11'451 +29.89%
	Costs per trip	5.60 CHF	3.07 CHF	3.74 CHF

## Case study approach: Service Concept 1 & 2



## Discussion

- **Intelligent concept design** for improving rural public transport
  - On-demand services as in urban areas possible
- **Sustainable transport:** SAV & commuter railway
  - Lower initial investment necessary
  - Usage of existing infrastructure (S-train line): **strength of commuter railway** remains in context of services with SAVs
- **Regulative context** for sustainable compatibility
  - road pricing for privately owned SAVs
  - Expansion of service area to urban areas → desirable?
  - incentives to share vehicles

## Open Questions

- Sustainable transport as theoretical background, integration of regional development theories?
- Spatial consequences only discussed on a basic level, further implications not predictable due to **uncertain development paths** of autonomous vehicles
  - Housing market? Working places? Disinvestment in transport infrastructure (service concept 1)?
- Regulation necessary, on which levels?
  - **private as well as public transport → possible?**



## Bibliography

- Bösch, P. M., Becker, F., Becker, H., & Axhausen, K. W. (2018). Cost-based analysis of autonomous mobility services. *Transport Policy*, 64, 76–91. <https://doi.org/10.1016/j.tranpol.2017.09.005>
- Bösch, P. M., Ciari, F., & Axhausen, K. W. (2016). Autonomous Vehicle Fleet Sizes Required to Serve Different Levels of Demand. *Transportation Research Record: Journal of the Transportation Research Board*, 2542, 111–119. <https://doi.org/10.3141/2542-13>
- Buehler, R. (2018). Can Public Transportation Compete with Automated and Connected Cars? *Journal of Public Transportation*, 21(1), 7–18. <https://doi.org/10.5038/2375-0901.21.1.2>
- Meyer, J., Becker, H., Bösch, P. M., & Axhausen, K. W. (2016). Impact of Autonomous Vehicles on the Accessibility in Switzerland. *Arbeitsberichte Der Verkehrs- Und Raumplanung*, 1177. Retrieved from <https://www.research-collection.ethz.ch/handle/20.500.11850/118781.2>
- Sonderegger, Roger et al. 2018. *Selbstfahrende Fahrzeuge im öffentlichen Verkehr. Neue Geschäftsmodelle für die SBB im ländlichen Raum ?* Luzern, Zürich, Berlin.
- Spieser, Kevin et al. 2014. Toward a Systematic Approach to the Design and Evaluation of Automated Mobility-on-Demand Systems: A Case Study in Singapore. In *Road Vehicle Automation*, Eds. Gereon Meyer and Sven Beiker, 229–245. Cham: Springer International Publishing.